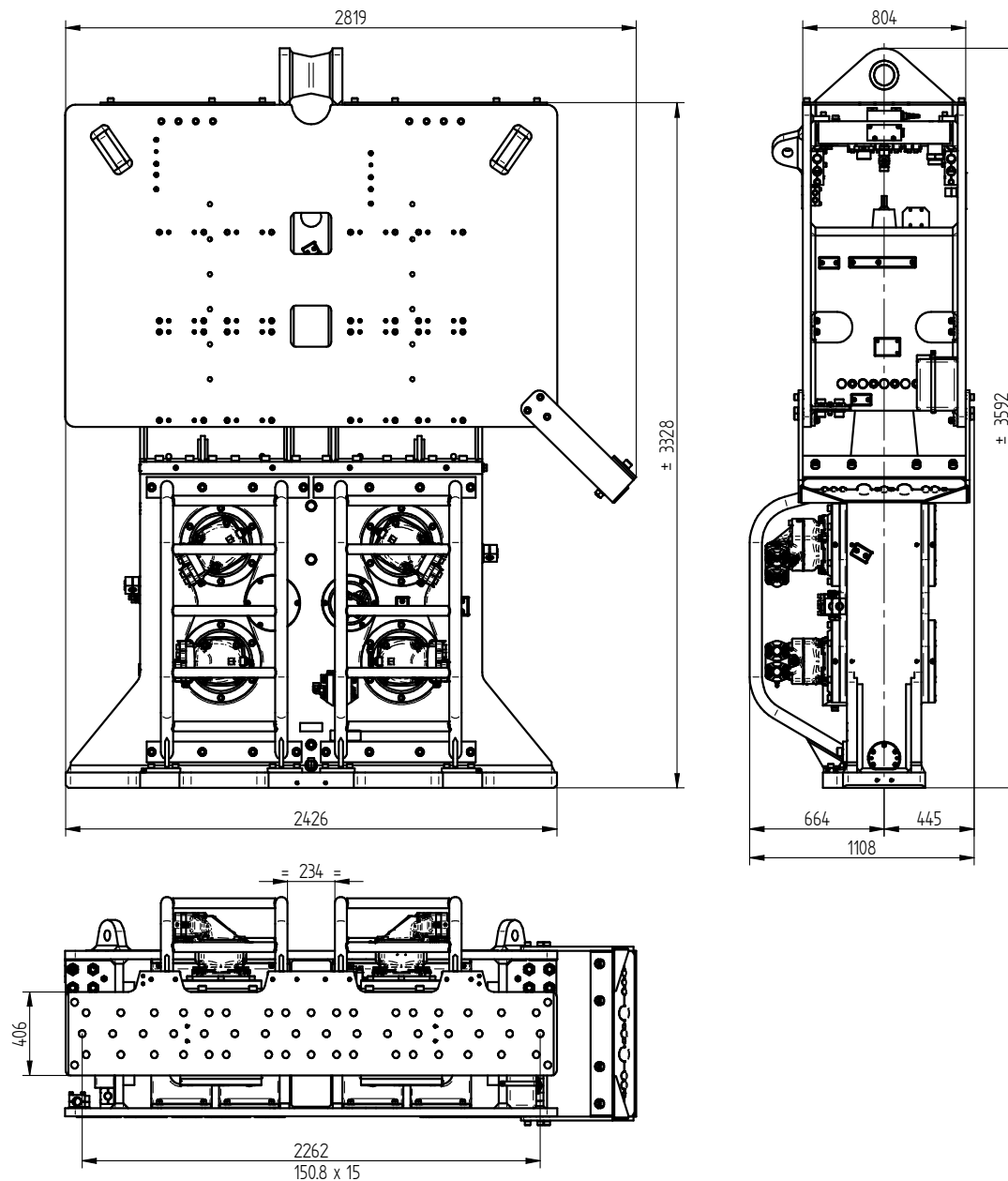


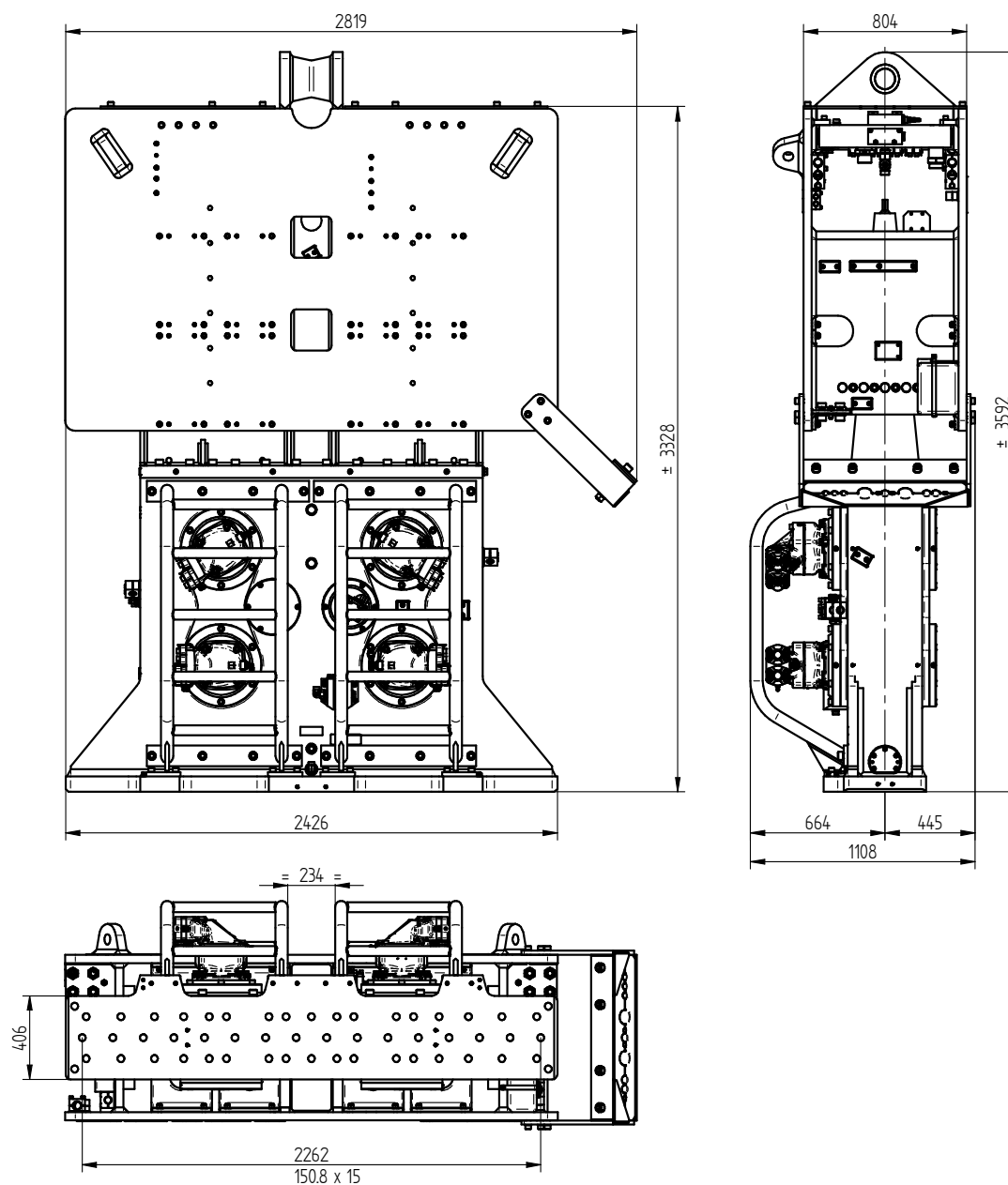
### Specifications :

### ICE 1412C

Eccentric moment	110 kgm	<b>Clamps:</b>	
Max. centrifugal force	2300 kN	Sheet pile clamp	320TU
Max. frequency	1380 rpm	Transport weight per piece	2500 kg
Max. amplitude excl. 320TU	34.9 mm	Double clamps	200TC
Max. amplitude incl. 320TU	24.7 mm	Transport weight per piece	1350 kg
Max. static line-pull	800 kN		
Max. operating pressure	350 bar	<b>Powerpack:</b>	
Max. oil flow	830 l/min	Model	900 series
Forced lubrication	yes		
Dynamic weight excl. 320TU	6400 kg	<b>Hose set:</b>	
Dynamic weight incl. 320TU	8900 kg	Length	45 m
Total weight excl. 320TU & hoses	10750 kg	Transport weight (±)	1056 kg


**Technische Daten :**
**ICE 1412C**

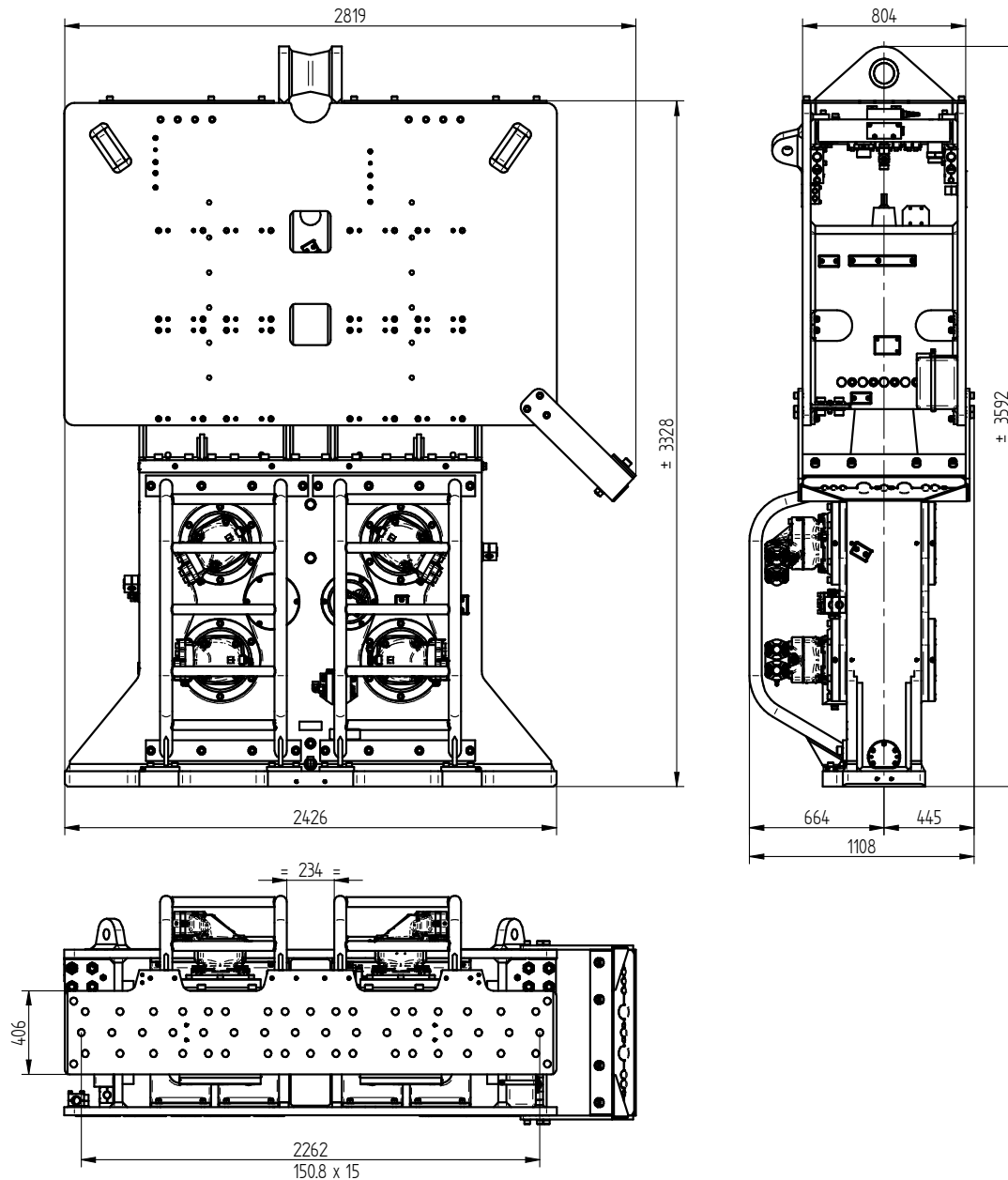
Statisches Moment	110 kgm	<b>Klemmzange:</b>	
Max. Fliehkraft	2300 kN	Universalzange	320TU
Max. Drehzahl	1380 rpm	Transportgew. pro Stück	2500 kg
Max. Amplitude ohne 100TU	34.9 mm	Rohrklemmzange	200TC
Max. Amplitude mit 100TU	24.7 mm	Transportgew. pro Stück	1350 kg
Max. Statische Zugkraft	800 kN		
Max. Betriebsdruck	350 bar	<b>Aggregat:</b>	
Max. Fördermenge	830 l/min	Modell	900 series
Zwangsschmierung	ja		
Dyn. Gewicht ohne 100TU	6400 kg	<b>Schlauchsatz:</b>	
Dyn. Gewicht mit 100TU	8900 kg	Länge	45 m
Gesamtgew. ohne 100TU & Schläuche	10750 kg	Transportgewicht (±)	1056 kg



### Spécifications

### ICE 1412C

Moment excentrique	110 kgm	<b>Pinces:</b>	
Max. force centrifuge	2300 kN	Pince palplanche	320TU
Max. fréquence	1380 rpm	Poids de transport par pièce	2500 kg
Max. amplitude sans 100TU	34.9 mm	Pince tube	200TC
Max. amplitude avec 100TU	24.7 mm	Poids de transport par pièce	1350 kg
Force de traction statique	800 kN		
Pression de travail max.	350 bar	<b>Groupe hydraulique:</b>	
Débit d'huile max.	830 l/min	Modèle	900 series
Huile lubrifiante	oui		
Poids dynamique sans 100TU	6400 kg	<b>Jeu de tuyau:</b>	
Poids dynamique avec 100TU	8900 kg	Longueur	45 m
Poids total sans 100TU & tuyaux	10750 kg	Poids de transport (±)	1056 kg

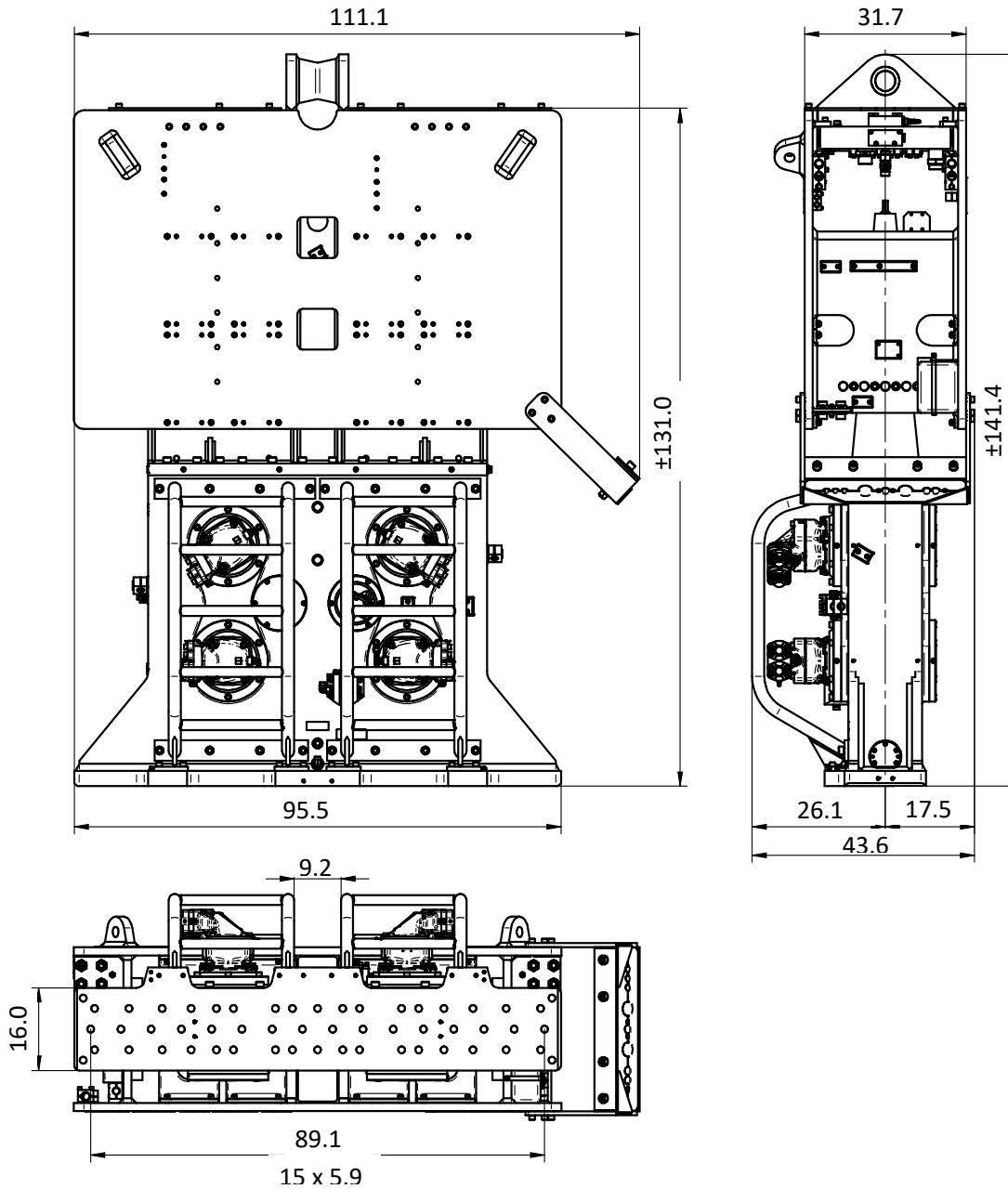


## Specificaties

## ICE 1412C

Excentrisch moment	110 kgm	<b>Klemmen:</b>	
Max. centrifugaalkracht	2300 kN	Damwandklem	320TU
Max. toerental	1380 rpm	Transportgewicht per klem	2500 kg
Max. amplitude excl. 100TU	34.9 mm	Pijpenklem	200TC
Max. amplitude incl. 100TU	24.7 mm	Transportgewicht per klem	1350 kg
Max. statische trekkracht	800 kN		
Max. werkdruk	350 bar	<b>Aggregaat:</b>	
Max. oliedoorstroming	830 l/min	Model	900 series
Geforceerde smering	ja		
Dynamisch gewicht excl. 100TU	6400 kg	<b>Slangenset:</b>	
Dynamisch gewicht incl. 100TU	8900 kg	Lengte	45 m
Totaalgewicht excl. 100TU & slangen	10750 kg	Transportgewicht (±)	1056 kg





Specifications		ICE 1412C	
Eccentric moment	0-9548.6 lbs in	<b>Clamps:</b>	
Max. centrifugal force	0-258.5 US tn	Sheet pile clamp	320TU
Max. frequency	1380 rpm	Transport weight per piece	5512 lbs
Max. amplitude excluding 100TU	1.37 in	Double clamps	200TC
Max. amplitude including 100TU	0.97 in	Transport weight per piece	2976 lbs
Max. static line-pull	81.6 US tn		
Max. operating pressure	5076 psi	<b>Powerpack:</b>	
Max. oil flow	219 gal/min	Model	900 series
Forced lubrication	yes		
Dynamic weight excluding 100TU	14110 lbs	<b>Hose set:</b>	
Dynamic weight including 100TU	19621 lbs	Length	148 ft
Total weight excluding 100TU & hoses	23700 lbs	Transport weight (±)	2328 lbs